
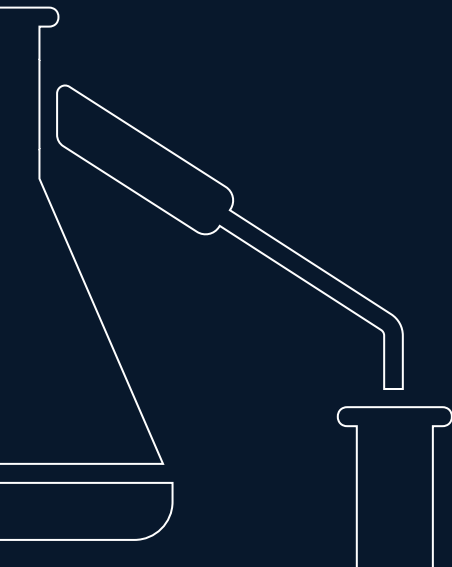
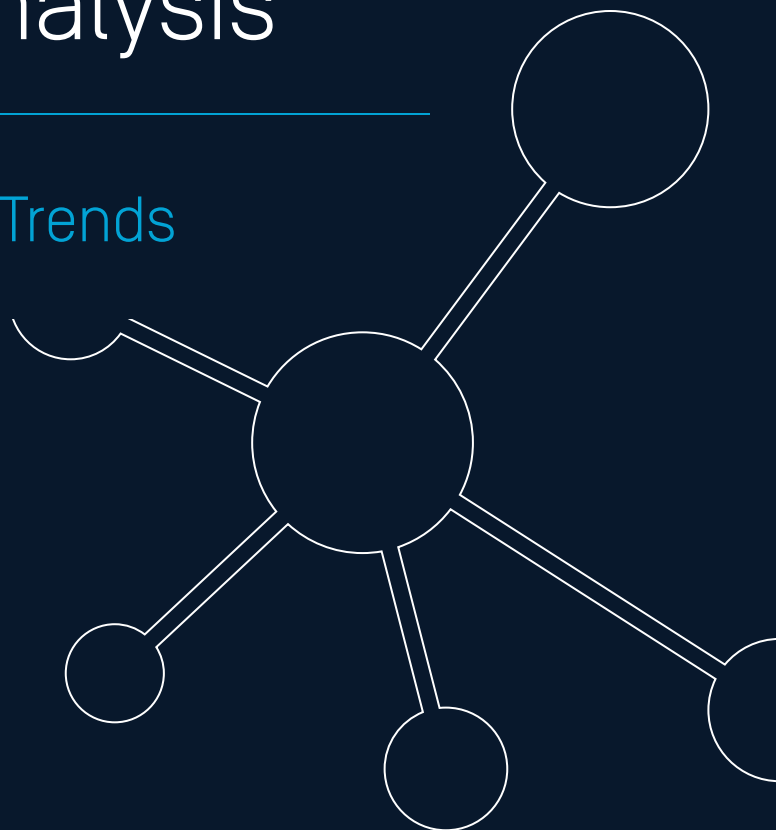


Chemical World Analysis

Long-Term Chemical Market Trends



Make better decisions

In an environment of shifting markets and emerging technologies, data-driven strategic planning and quarterly business reviews have never been more important.

- Sound planning requires credible data
- Shifting markets necessitate updated analysis
- New technologies challenge assumptions
- Quarterly business reviews need updated impact of major economic events
- Business planning and demand forecasting require sensitivity assessments of
- market drivers

The right tool

World Analysis supports your annual strategic planning and quarterly business reviews by adding robust operations support, with current actionable data and expert analysis. Devote more time and resources to making critical investment decisions and less time to ad-hoc data collection and market assessment. The World Analysis Service is the right tool for:

- Supply chain and portfolio optimization
- Expansion and investment decisions
- Competitive analysis
- Product and market evaluation
- Merger and acquisition validation
- Business plan validation

The right tool

- Assess operating rates as a key driver of product financial performance
- Recognize the signals of shifting demand patterns and product substitution
- Learn about the impact of government policies and industry regulations

World Analysis provides you

Global capacity

- Scrutinize volume patterns of trade
- Discover which countries are the biggest importers and exporters
- Understand how capacity additions change trade flows and destinations of incremental supply

Country-level trade grids

Sync your long-term price forecast more closely with on-going changes in global energy and economic markets

Long-term forecasts [to 2050] for price, cost & margin

- Identify changes in regional cost positions and price differentials
- Evaluate and align investment project planning with future cost and margin swings

Upside & downside sensitivities

- Assess underpinning forces capable of driving price behavior and corresponding margins away from the Base Case trendline
- Closely align long-term price forecast while identifying potential drivers of inflection points

Interactive data visualization dashboard

- Quickly and efficiently visualize and analyze the data
- Personalize the way you view the information in a way you need it
- Analyze multiple chemicals at the same time

Critical data and dynamic tools to accelerate your planning process



Long-term Market Validation - Chemical Market Analytics World Analysis service

Olefins & Derivatives

- Acrylic Acid & Acrylates
- Acrylonitrile
- Butadiene
- Butylenes*
- Ethylene Oxide & Ethylene Glycol
- Ethylene
- Oxo Alcohols
- Propylene
- Propylene Oxide
- Rubber
- Nitrile Latex

Aromatics & Fibres

- Benzene
- Cumene/Phenol & Acetone
- Nylon Feedstocks
- Nylon Fibers
- Paraxylene
- Polyester
- PTA/DMT
- Styrene
- Toluene & Xylenes
- MDI
- TDI

Plastics & Polymers

- ABS
- Expandable Polystyrene
- Nylon Engineering Resins
- Polyethylene
- Polypropylene
- Polystyrene
- Polycarbonate
- POM Polymers
- Polybutylene Terephthalate

Inorganics

- Chlor-Alkali
- Soda Ash
- Vinyls

Syngas

- Acetyls
- Formaldehyde & Resins
- Methanol
- MTBE

- Full version
- Abbreviated version with price forecast
- Abbreviated version
- * Data-only version

World Analysis product features segmented into three versions

Product Features	Full version	Abbreviated version with price forecast	Abbreviated version
Report (PDF) & data appendix (Excel)	✓	✓	✓
Interactive data visualization module	✓	✓	✓
Online supply/Demand & capacity data	✓	✓	✓
Plant production capacities (Global by company & shareholder)	✓	✓	✓
Capacity expansions/Closures & new projects	✓	✓	✓
Top producers/Consumers ranking tables	✓	✓	✓
Capacity integration (Major derivatives)	As available	As available	As available
Economy & energy assumptions	✓	✓	✓
Production process/Technology overview	✓	✓	✓
Standard supply/Demand graphs	✓	✓	✓
Trade grids (Global by region & country)	✓	✓	✓
Product price/Cost & margin forecasts	✓	✓	
Production economics (Cost calculations)	✓	Selected	
Base case assumptions	✓	✓	
Sensitivity assessments	✓	✓	
Regional summaries	✓		
Global overviews of major derivatives	Selected		

Chemical Market Analytics Events

GLOBAL CHLOR-ALKALI, VINYLs CONFERENCE

Amsterdam, Netherlands | 25 - 26 May 2023

WORLD CHEMICAL FORUM

Houston, TX, USA | 12 - 14 September 2023

WORLD METHANOL CONFERENCE

Vienna, Austria | 25 - 26 September 2023

WORLD SODA ASH CONFERENCE

October 2023

ASIA CHEMICAL FORUM

(INCLUDING ACRYLONITRILE)

November 2023

SEPTEMBER 12-14, 2023 • MARRIOTT MARQUIS • HOUSTON, TX, USA

INFINITE POSSIBILITIES

REGISTER NOW

World Chemical Forum

PRESENTED BY
CHEMICAL MARKET ANALYTICS | THE WALL STREET JOURNAL | BARRON'S

Event Enquiries

[E rebecca.lopez@chemicalmarketanalytics.com](mailto:rebecca.lopez@chemicalmarketanalytics.com)

[E nicole.morris@chemicalmarketanalytics.com](mailto:nicole.morris@chemicalmarketanalytics.com)

Partnership Opportunities

[E dcoates@opisnet.com](mailto:dcoates@opisnet.com)

Visit our event page



About Chemical Market Analytics by OPIS, a Dow Jones Company

Chemical Market Analytics by OPIS, a Dow Jones company, provides stakeholders in the global chemical industry with next-generation analytics, deep insights, future outlooks and price discovery to improve operational efficiency.

The company offers short- and long-term market coverage for more than 200 core building-block chemicals via Market Advisory Services (MAS), World Analysis (WA), Circular Plastics Service, Chemical Advisory Service and educational and networking conferences such as World Chemical Forum.

CUSTOMER SERVICE

Phone: +1 301.966.7270 or
+1 888.301.2645 [toll-free within the U.S.]

EMAIL

support@chemicalmarketanalytics.com